


STANDARD FITTING

(A)

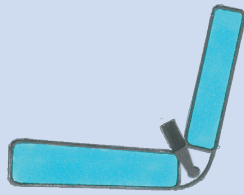


- Standard Adult Buckle

- Replace bolt with Eyebolt

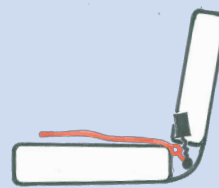
The Multimac Tether straps simply fit into traditional cars as shown in (A) below, with the supply eye-bolts replacing the standard seat belt bolts.

(B)



- Rigid Adult Buckle


Some modern cars have rigidly attached seat belt buckles as shown in (B) and these must be replaced with 'buckles on webbing' which Multimac will supply.



- Replace Buckles with Web Buckles, and Eyebolt


SPECIAL FITTING

(C)




- Adult Buckle Passes Through Seat Cushion

On some cars the seat cushion is extended part-way up the back seat, and the Adult buckle passes through a hole in the upholstery. It is necessary to re-trim the seat locally to create a gap for the Tether strap to pass through; cost ~ £50.



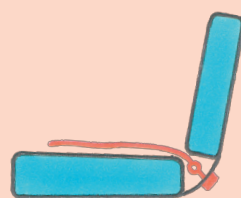
- Local trimming to create aperture for tether strap

(D)




- Adult Buckle Too Far Forward

A few cars have the Adult buckle, or its mounting bolts, too far forward for the Tether strap to fit properly. Two additional mountings have to be made further back in the car floor, with reinforcement if necessary. Cost ~ £80/£200 depending on whether the fuel tank needs removing for access.




- Locally reinforced and fit eyebolt further back in car floor
- Replace buckle

(E)



- MPV-Type Folding Seat Adult Buckle Bolted To Frame

MPV and SUV type cars with removeable seats usually have the Adult buckle attached to the seat frame, which is no good for the Multimac Tether straps. Two additional mountings have to be made in the boot floor, behind the seats, at a cost of ~ £80/£200 depending on whether the fuel tank needs removing for access.



- Locally reinforced floor and fitted eyebolt behind the seat

